

CEFR A1 · TEENS (11–16)

## Excuse me... *how do I get there?*

You are in a new town and you are lost. Learn how to **ask for directions** and how to **give directions** — go straight on, turn left, it's on your right!

🕒 45 minutes

🗨️ Asking & giving directions

🏠 In the Town

Name: \_\_\_\_\_

Class: \_\_\_\_\_

Date: \_\_\_\_\_

### 1 WARM-UP Think before you start

1. What do you say in English when you are lost in a new town?
2. How do you get from your home to your school? Left, right, straight on?
3. What places are near your home? (a shop, a park, a bus stop?)
4. A tourist asks you for help in English. Can you give directions?

### 2 LANGUAGE FOCUS How to ask politely

Start with “Excuse me”, then ask. Here are three useful ways:

- ASK 1** Excuse me, **where is** the station?
- ASK 2** Excuse me, **how do I get to** the park?
- ASK 3** Excuse me, **is there** a shop **near here**?

### 3 VOCABULARY IN ACTION How to give directions

 go straight on	 turn left	 turn right	 on your right	 on your left	 it's over there
---	--	---	--	---	--

WHERE IS IT?	WHAT WE SAY
In front of two places	It's <b>between</b> the bank and the shop.
On the other side	It's <b>opposite</b> the school.
Right beside	It's <b>next to</b> the café.
At the end of the road	It's <b>at the end of</b> the street.
Where roads meet	Turn <b>left at</b> the corner.

a station

a bus stop

a bank

a supermarket

a park

a hospital

a school

a café

a museum

a library

WORD	MEANING	EXAMPLE
<b>excuse me</b> <i>PHRASE</i>	a polite way to talk to a stranger	<i>Excuse me, where is the bank?</i>
<b>lost</b> <i>ADJ.</i>	not knowing where you are	<i>I'm lost! Can you help me?</i>
<b>straight on</b> <i>PHRASE</i>	forward, without turning	<i>Go straight on for two minutes.</i>
<b>turn</b> <i>VERB</i>	to change direction (left or right)	<i>Turn left at the bank.</i>
<b>corner</b> <i>NOUN</i>	the place where two streets meet	<i>The shop is on the corner.</i>
<b>opposite</b> <i>PREP.</i>	on the other side, facing something	<i>The park is opposite my house.</i>
<b>between</b> <i>PREP.</i>	in the middle of two things	<i>The café is between the bank and shop.</i>
<b>near</b> <i>PREP.</i>	close to; not far	<i>Is there a station near here?</i>
<b>map</b> <i>NOUN</i>	a picture that shows roads and places	<i>Look at the map on your phone.</i>
<b>street</b> <i>NOUN</i>	a road in a town with houses and shops	<i>My school is on this street.</i>

## Where Is the Museum? *a day of getting lost — and finding the way*

*It's easy to get lost in a new city! But don't worry — with a few simple words, you can always find your way. Read about Tomás, a teenager on a school trip, and the people who help him.*

### A new city, and a big problem

Tomás is fourteen, and he is on a school trip in a big new city. Today is a free day, and he wants to visit the famous art **museum**. But there is a problem: he is **lost**! He has a **map** on his phone, but the battery is dead. He looks left and right, but he doesn't know the way. "OK," he thinks, "I can do this. I can ask someone in English!"

### The first person — a kind woman

Tomás sees a woman at a bus stop. He walks up to her. "**Excuse me**," he says. "Where is the art museum, please?" The woman smiles. "The museum? It's not far. Go **straight on** down this street, and **turn** left at the bank. Then it's on your right." "Thank you very much!" says Tomás. He feels happy — his English works! He goes straight on and turns left at the bank... but he doesn't see a museum. He sees a big park. Oh no!

### The second person — a man with a dog

Now Tomás is next to the park. A man is there with his dog. "Excuse me," says Tomás again. "How do I get to the art museum?" The man thinks for a moment. "Ah, the museum. OK. Go past the park, and turn right at the **corner**. The museum is **opposite** a big library. You can't miss it!" "Is it **near**?" asks Tomás. "Yes, five minutes," says the man. Tomás says thank you and walks past the park.

### Almost there!

Tomás turns right at the corner. And there it is — a big building with the word MUSEUM in big letters! It is **between** a café and a library, just like the man said. Tomás is very happy. But now he has a new question: he is hungry! He sees a girl outside the museum. "Excuse me, is there a café near here?" The girl laughs and points. "Yes! It's right **next to** the museum — look!" The café is two metres away. Everybody laughs.

### So — don't be afraid to ask!

Tomás visits the museum, eats a big sandwich at the café, and has a wonderful day. The lesson? When you are lost, don't panic. Just say "Excuse me" and ask! Most people are kind and happy to help. With a few simple words — *left, right, straight on, next to* — you can find your way in any city in the world. And if you walk the wrong way? That's OK too. Sometimes getting a little lost is the best way to see a new place!

**Editor's note:** Two magic words can help you anywhere: "Excuse me." Try it! Next time you practise English, ask a partner: "How do I get to the station?" and give them directions. *Left, right, straight on — go!*

6






**PRACTICE**  
**Fill in the blanks**

Complete each sentence with a direction word or phrase: excuse me, straight, turn, left, right, opposite, next to, corner.

- 1 \_\_\_\_\_, where is the museum? (*polite start — 2 words*)
- 2 Go \_\_\_\_\_ on down this street. (*forward, no turning*)
- 3 \_\_\_\_\_ left at the bank. (*verb*)
- 4 The museum is on your \_\_\_\_\_. (*opposite of left*)
- 5 The library is \_\_\_\_\_ the park. (*on the other side*)
- 6 The café is right \_\_\_\_\_ the museum. (*right beside — 2 words*)
- 7 Turn right at the \_\_\_\_\_. (*where streets meet*)
- 8 How do I \_\_\_\_\_ to the station? (*verb: \_\_\_ to*)

7

**SPEAKING**  
**Excuse me, how do I get to...?**

-  Excuse me, where is the station?
-  How do I get to the supermarket from here?
-  Is there a café near here?
-  Give directions from your school to your home.
-  Draw a simple map. Ask your partner to find a place on it!

**EXAMPLE CONVERSATION**

- A:** Excuse me, how do I get to the park?
- B:** Go straight on, then turn right at the bank.
- A:** Turn right at the bank. Is it far?
- B:** No, it's near. It's opposite the supermarket. You can't miss it!

8

**WRITING**  
**Directions to my favourite place (50–70 words)**

Write directions from your school to a place you like (a park, a shop, a café). Use direction words. Try to include:

- start with where you begin (From the school, ...)
- use go straight on and at least one turn left / turn right
- at least 2 prepositions (next to, opposite, between, near)
- name at least 2 places in the town (bank, park, café...)

---

---

---

---

---

## Check your understanding

1 What is a polite way to start asking a stranger?

- A Hey you!  B Excuse me,  
 C Give me,  D Listen!

2 “Go straight on” means:

- A turn around  B turn left  
 C go forward, don't turn  D stop here

3 Which question asks for directions?

- A How old are you?  B How do I get to the park?  
 C How much is it?  D How are you?

4 The opposite of “turn left” is:

- A turn right  B go straight  
 C stop  D turn back

5 “The café is \_\_\_\_\_ the bank and the shop.” (middle of two)

- A opposite  B between  
 C near  D on

6 “The park is \_\_\_\_\_ my house.” (other side, facing it)

- A opposite  B straight  
 C corner  D turn

7 Where two streets meet is called the:

- A map  B corner  
 C station  D museum

8 You don't know where you are. You are:

- A near  B lost  
 C straight  D opposite

✓ Answer Key — for teachers

**Fill in the blanks:** 1. Excuse me 2. straight 3. Turn 4. right 5. opposite 6. next to 7. corner 8. get

**Quiz:** 1. B 2. C 3. B 4. A 5. B 6. A 7. B 8. B